

VE Day

This week, we are all going to be learning and writing about a very special event in our national history – VE Day.

There is lots of information in this PowerPoint to help you with some writing activities found on pages 17 – 19. There are also some arts , crafts and additional activities that you might like to complete found on pages 20 – 25.

I'm really looking forward to seeing all of your amazing work so please send in pictures to info@st-jo-st.dudley.sch.uk

Good luck and enjoy 😊

Have a look at this image and complete the questions:



What do you notice?

What would you like to ask?

How are the people feeling?
Why?

What is VE day?

- The picture on the last page was taken from a street party held in London during VE day.
- This week, we are **commemorating** the 75th anniversary of VE day.
- Commemorating is another word for remembering.
- VE day stands for **Victory in Europe** and marks the day that the Second World War in Europe ended – **May 8th 1945.**



What is VE day?

- On May 7th, 1945, Germany officially **surrendered** to the Allies bringing an end to the European conflict in World War 2.
- Surrendered means that the Germans agreed to stop fighting.
- On May 8th, 1945, Prime Minister Winston Churchill made an announcement on the radio at 3pm that the war in Europe had come to an end, following Germany's surrender the day before.





How do you think VE day was celebrated?

How was VE day celebrated?

- Tuesday 8th May, 1945 was an emotional day that millions of people had been waiting for.
- Many people were extremely happy that the fighting had stopped and there were **big celebrations and street parties.**
- Lots of people came out onto the streets wearing red, white and blue.
- Crowds of people gathered at Buckingham Palace. There were huge cheers as King George VI and his family stood on the balcony to greet everyone.



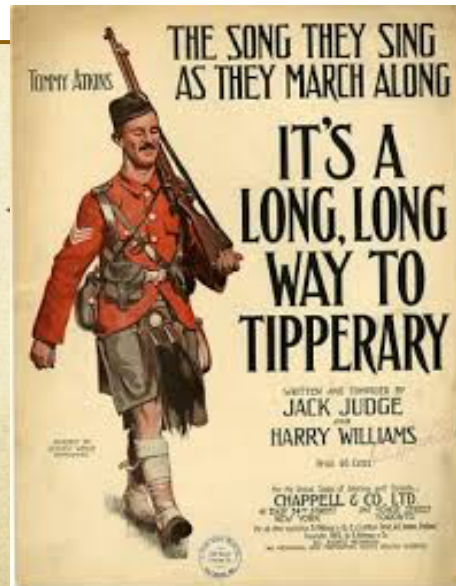
How was VE day celebrated?

- Our current Queen and her sister went out and joined the party in the street! No-one knew who they were!
- The Queen described it as **'one of the most memorable nights'** of her life.



How was VE day celebrated?

- Streets, villages, towns and cities across Britain were decorated with bunting and flags.
- On the eve of VE day people lit bonfires, danced and the pubs were full.
- Music was played in the streets by gramophones, barrel organs and accordions. People danced to popular tunes of the day.



What food was eaten at the celebrations?

- Because of **rationing**, there wasn't lots of food for sale so everyone coming to the party had to bring something.
- Rationing was a way of ensuring that food was distributed fairly and that there was enough to go round.
- Some foods that were rationed were bacon, butter, sugar, meat, cheese, cereal, etc.



Was VE day the end of World War 2?

- Even though VE day marked victory for Europe over Germany, it did not mark the end of World War 2.
- The war continued in the Pacific against Japan.
- Even after the 8th May, many soldiers, sailors and pilots were sent to the East to fight against the Japanese, who had not yet surrendered.
- On 15th August, Europe had officially defeated Japan. This date is known as VJ day – victory against Japan day.



Questions:

You might like to discuss these questions with a sibling or an adult. Write the answers down onto paper 😊


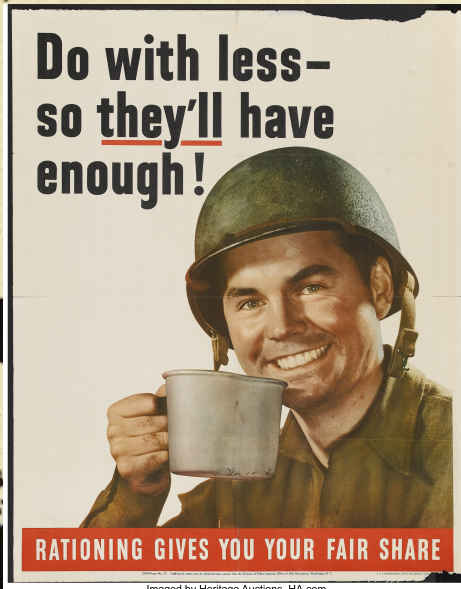
1. What is VE day?
2. Why is VE day so special this year?
3. Do you think it is important to celebrate VE Day? Why?
4. Why do you think people dressed in red, white and blue on the first VE day?
5. Was VE day the end of World War 2?
6. How do you think VE day should be celebrated?



Activity 1:

- **Research** what rationing was. Find out:
 - Why rationing was needed?
 - What foods were eaten at a VE day street party?
 - How much did a family have to eat each week?
- **Design** your own food rationing poster (look at the ideas on the next slide for some ideas).
- If you're feeling creative (and it's convenient with your parents- be patient), have a go at making some typical VE day street party food. There are some ideas on the next few slides.

Activity 1: Poster ideas



Here are some useful website to help you:

- <https://bodminkeep.org/wp-content/uploads/2020/04/KEEP-KIDS Rationing Issue 1 April 2020 .pdf>

This link opens best on 'Google Chrome'. If it doesn't work, search for 'Bodmin Keep' on Google, then search for 'rationing' on the website and look for 'Keep Kids – A helpful home learning resource'. Click on Issue 1 which is all about rationing.

- <https://www.bbc.co.uk/teach/class-clips-video/history-ks2-rationing-in-the-uk/zbgb9q>
- <https://www.nationalarchives.gov.uk/education/resources/home-front/>

Activity 1: Recipe ideas

If the links don't open, copy and paste them into your browser or have a look at the recipe booklet on the school website 😊

- Make your own Cheese Scones

<https://www.bbcgoodfood.com/user/896076/recipe/classic-cheese-scones>



- Sausage rolls, biscuits and pies:

<https://www.readersdigest.co.uk/food-drink/recipes/retro-recipes-10-thrifty-wartime-dishes>



- Try a banana sandwich!

- Carrot cake

<https://www.goodhousekeeping.com/uk/food/recipes/a537909/best-ever-carrot-cake/>



Activity 2:

- Watch this video:

<https://www.youtube.com/watch?v=Qnh7sq4pvdY>

If the link doesn't work, type 'Mr T does History VE Day' into YouTube and watch the KS2 lesson 😊

- This video has been made by a Primary History teacher and tells you a lot more information about VE day.
- **Complete the similarities and differences activity at the end of the video.** There's a copy of the sheet mentioned on the next slide or just write your ideas onto paper.
- You might like to work together on this activity with any siblings in Y3-Y6.
- If you would like an easier activity, please follow the link to this video clip:

<https://www.youtube.com/watch?>

[time_continue=2&v=64xozK7CpBk&feature=emb_logo](https://www.youtube.com/watch?time_continue=2&v=64xozK7CpBk&feature=emb_logo)

If the link doesn't work, type 'Mr T does History VE Day' into YouTube and watch the KS1 lesson 😊

Similarities:

Differences

Conclusion:

Activity 3: Diary writing task

Imagine you were at a street party on May 8th, 1945.
Write a diary entry about how you felt about the war in Europe coming to an end.



Ideas to include:

- ✓ What the street party was like?
- ✓ Who was there?
- ✓ What did you do? (e.g. ate food, danced, sang songs)
- ✓ What did you eat?
- ✓ Do you know anyone who has fought in the war?
- ✓ How have you coped with rationing?
- ✓ Have you been evacuated?
- ✓ Do you expect things to return to normal now?

Useful video of VE day street parties across the country:

<https://www.youtube.com/watch?v=6AC2vzAA5N8>

Activity 3: Diary writing task

Try your best to include some of the grammatical features that you have looked at in your English lessons:

- Expanded noun phrases (e.g. delicious, mouth watering cheese scones or lively, excited children)
- Conjunctions (e.g. when, as, because, until, during, yesterday)
- Interesting adjectives
- Past tense
- First person (I, me, my)
- Include feelings and personal emotions



Have a look at the example on the next page 😊

Activity 3: Diary writing task

Dear Diary,

Today has been the most memorable day of my life. Earlier, Winston Churchill announced that Germany had surrendered and the war in Europe was finally over. Everyone in my family screamed and hugged each other for what seemed like forever. We have been waiting for this day for six, tiresome years.


To celebrate the victory, we quickly arranged a street party. Our street was filled with people of all ages dancing, eating and celebrating. I loved that everyone came out to celebrate a day that we thought would never come. The tables were filled with delicious cheese scones, freshly baked sausage rolls and my favourite banana sandwiches! I couldn't't stop eating all of the food. Lots of us danced to songs on the gramophone and the party went on very late into the night. It was so wonderful.


Although, lots of neighbours have lost loved ones due to all the fighting, it was great to come together and celebrate the good news that the war was over. I know it will take a long time for life to go back to normal but I will never forget the street party with my amazing friends and family.

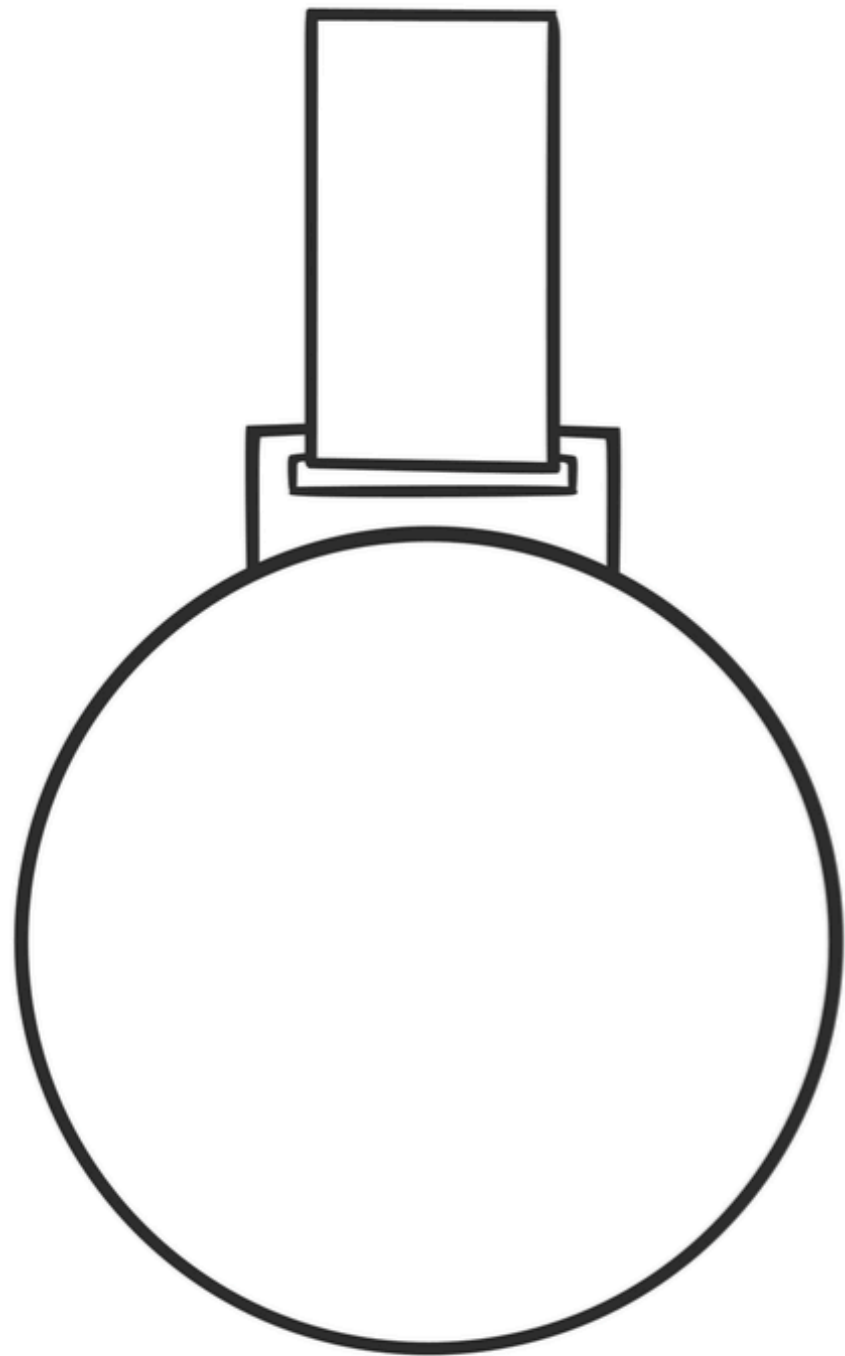
Other activities:

Try and complete at least one of these tasks. There are some templates and ideas of what to do on the next few pages 😊

- Make some Union Jack bunting to decorate your house.
- Design your own commemorative mug.
- Listen to Vera Lynn singing 'We'll meet again'. Find out the names of some other popular war songs.
- Learn the 'Lindy Hop' – a popular dance from the time.
- Have an 'at home' street party with the people in your house.
- Design a special VE day war medal or a medal for Captain Tom.
- Join in with the 'Nation's Toast to the Heroes of WW2' at 3pm on Friday 8th May.
- Enter the competition on slide 24.







COMPETITION DETAILS

DRAW | WRITE | SCULPT | CRAFT

WHAT CAN I MAKE OR DO?

A drawing, painting, sculpture, print or craft (sewing, knitting etc.), poem or story that celebrates the 75th anniversary of Victory in Europe.

Think: street parties, celebrations, bunting, games and Union Jack flags!

See <https://www.instagram.com/veday75official/> for inspiration!

WHEN DOES THE COMPETITION OPEN & CLOSE?

Opens on Thursday 23 April and closes on Thursday 7 May at 5pm.

HOW DO I ENTER?

Take a photo or scan of your artwork, story or poem and email it with your name and age to: education@bodminkeep.org

HOW MANY TIMES CAN I ENTER?

As many times as you like.

WHAT ARE THE AGE CATEGORIES?

0 - 5 years, 6 - 10 years and 11 years +.

IS THERE A PRIZE?

YES! The winner of each category will have their work displayed in the museum, receive a fantastic art bundle full of materials to make and create with along with a Bodmin Keep bear!

WHEN WILL THE WINNER BE ANNOUNCED?

10am on Friday 8 May.



Look out for our next 'Keep Kids', which will be out on 30 April, as it's all about VE Day!



Thank you for working so hard on these activities. You are all stars.

We hope you have enjoyed them and have learnt lots about this special day in History.

Please send in any photos to: info@st-jo-st.dudley.sch.uk
We love to see your work 😊